



## STACKABLE LFP 10KWH

### 51.2V 200Ah Lithium Iron (LiFePO4) Battery Pack

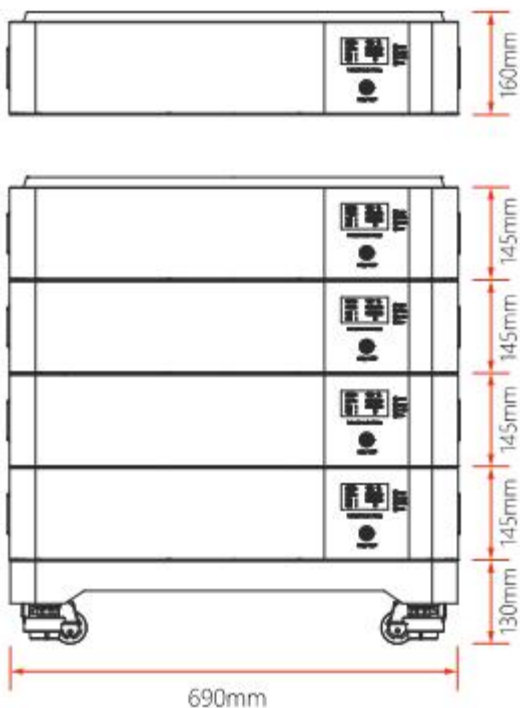


#### 48VDC 200AH 10KWh

product is a new type of backup power supply for the development of high-tech products, with integration, miniaturization, light, intelligence, standardized, environmental protection and other characteristics can be widely used in indoor distribution stations, integrated base stations, marginal stations, distributed power supply, and other fields.

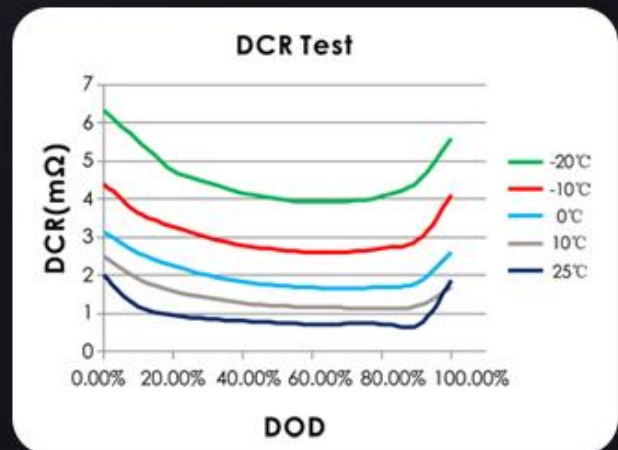
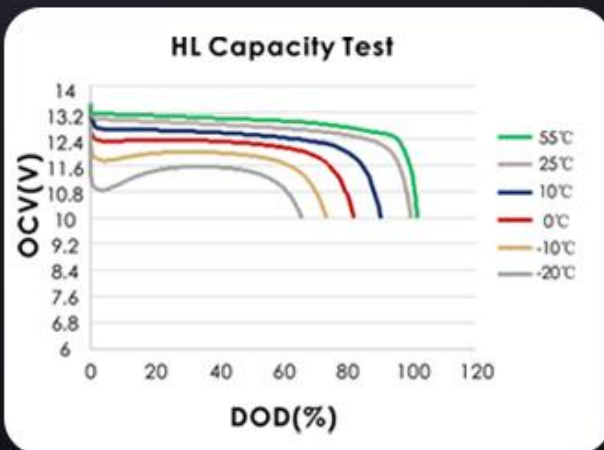
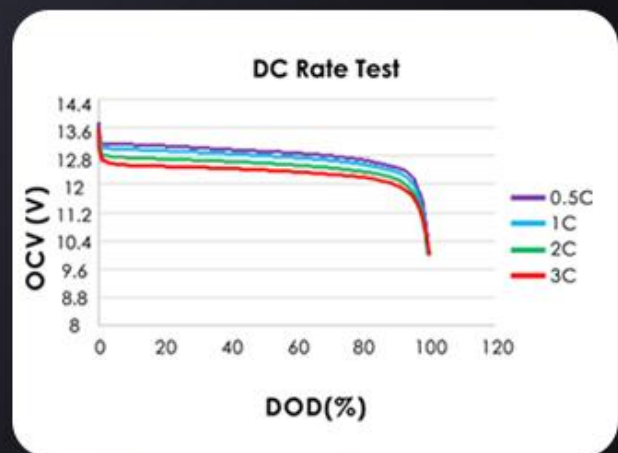
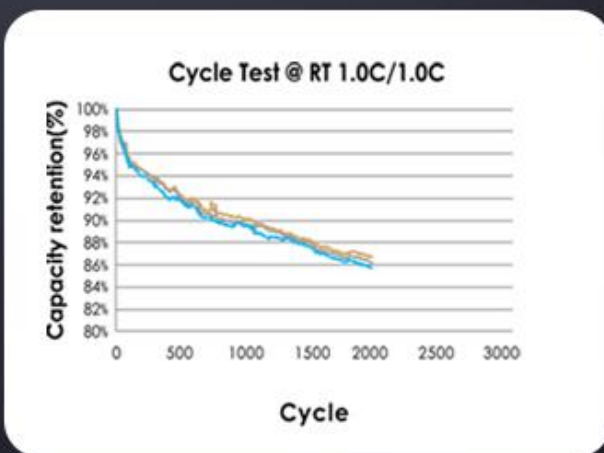
## 1. Technical Specifications:

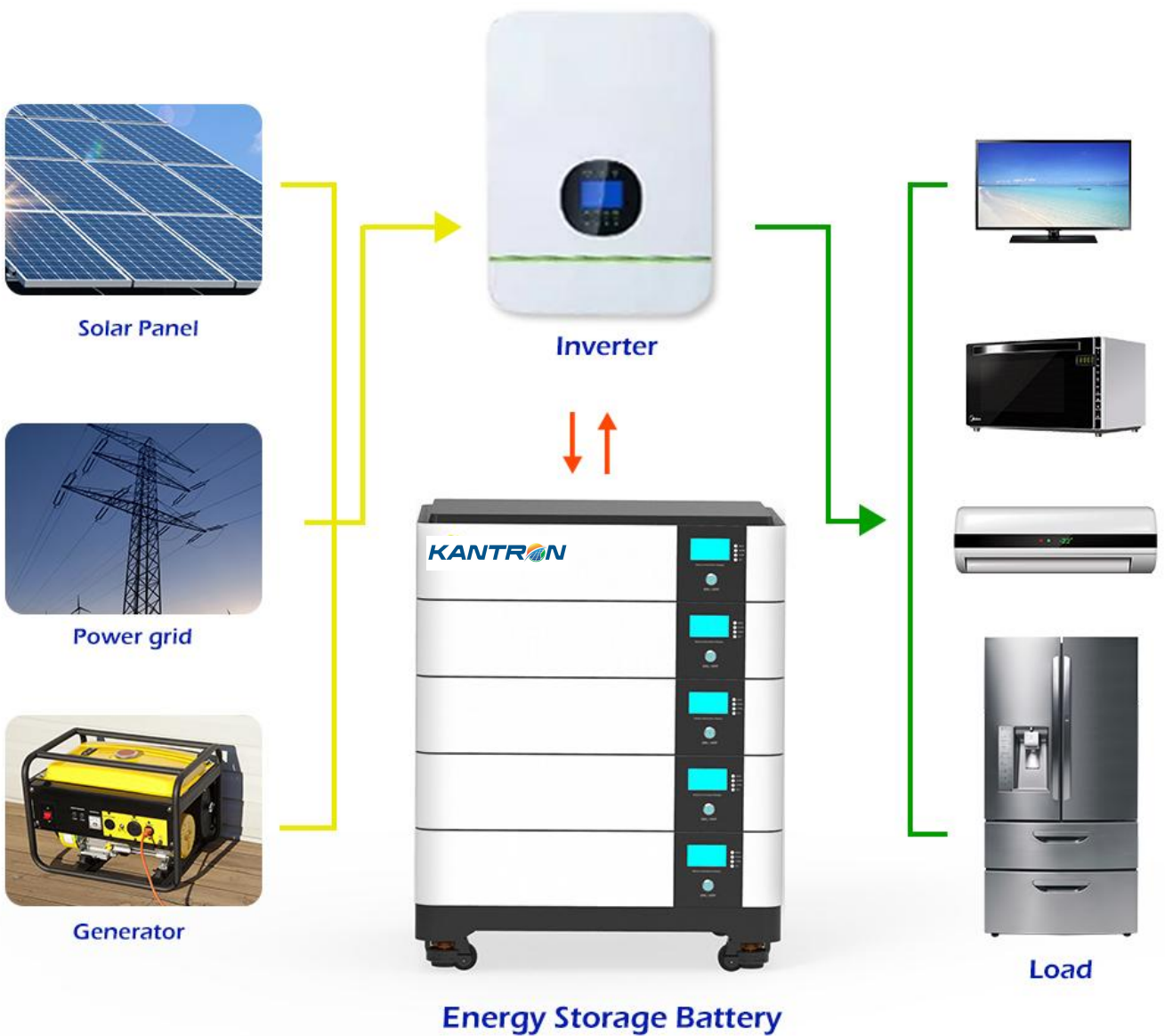
	Model	<b>HS51200-10</b>
	Nominal Capacity	200Ah
	Nominal Voltage	51.2V
	Energy	10KWH
	Self discharge	<3% per month
	Energy efficiency	> 98%
	Cycle Life	6000 , 25°C
	Lifespan	10 years
	Internal Resistance	≤100mΩ
Standard Charge	End of charge Voltage	58.8V
	Max.Continuous charge current	<b>100A</b>
	Recommended charge current	<b>50 A</b>
	Charge Method	0.2C (0.5A) CC/CV
Standard Discharge	End of discharge Voltage	40V
	Max Continuous Discharge Current	<b>200A</b>
	Max. Pluse Discharge Current	<b>400A/10S</b>
Environment	Working Temperature °C	-20~55°C
	Recommended Storage temperature	-10 ~ 50°C
	Casing material	Metal case/ wall type
	Dimensions	L*W*H 690*590*145mm
	Terminal Type	M8 or customized
	Weight	80kg



# SUPERIOR PERFORMANCE

Compared to lead acid technology CellLithium iron holds usable voltage for significantly longer to safely power accessories like a fridge and lighting.





### 3.Storage conditions:

1. When the battery is low, please charge it in time. This can ensure a longer cycle life. If the battery cannot be charged in time and is in a state of lack of power, it may affect the cycle life.
  2. The battery pack and charger should be stored in clean, dry and ventilated place, avoid contacting with corrosive materials and be away from fire and heat.
  3. Use temperature:  $-20^{\circ}\text{C}+55^{\circ}\text{C}$ . Humidity:  $\text{RH}\leq 85\%$ . When the temperature exceeds  $45^{\circ}\text{C}$ , please pay attention to ventilation. When the ambient humidity is higher than 85%, please pay attention to protection.
- Do not use organic solvents to clean the battery compartment.

### 4.BATTERY INSTALLATION GUIDE:

#### 1. Battery Check:

- After receiving the battery, you should first carefully check the packaging. During the process, please ensure that the battery has no electric shock.
- If there is any damage or leakage, please check the battery box and accessories, and if so, please contact us immediately.
- Please check whether the output connector is correct and measure the positive and negative voltages to see if they are within the normal standard range.

#### 2. Precautions:

- Do not smoke or catch fire during the installation process to avoid short circuit of the battery and prevent equipment damage or personal injury.
- The battery should be installed in a well-ventilated and sunless place. Do not place it where flooding is likely.
- When fixing the battery terminals, do not use excessive force, otherwise the terminals may be damaged.
- Use a dry cloth to clean the battery components. Do not use oil or other volatile organic solvents to clean the battery compartment, otherwise the battery compartment may be damaged.
- Please make sure that the positive (+) and negative (-) polarity of the connection is correct, otherwise it may cause fire or damage the battery or equipment.

#### 3. Battery installation:

- Clean the battery installation location to ensure that there is no dust or metal objects.
- Put the battery in the right place.
- Connect the terminal between the device and the battery well.
- After connection, please check whether the connection is good, the positive and negative poles are reversed, and there is no dust or debris.

### 5.Battery Handling Precautions

1. Forbid to immerse battery in water or allow it to get wet! charge, use and store battery near a heat source such as fire and heater!
2. If the battery leaks or releases strange odor, pls remove it from place near fire place immediately.
3. Fully charge the battery before first-time using.
4. Forbid to reverse the positive and negative pole!
5. Forbid to throw the battery pack into fire or heat it!
6. Forbid to short-circuit battery with wire or other metal objects!
7. Forbid to nail, knock or trample battery!
8. Forbid to disassemble the battery and battery pack in any way!
9. Forbid to put the battery into microwave oven or pressure vessel!
10. If the battery pack gives off odor, gets heat, deformation, discoloration or appears any abnormal phenomenon, stop using it;
11. Forbid to use battery pack in a very hot environment, such as under direct sunlight or in car on hot day. Otherwise, the battery pack will overheat, which will affect battery performance and shorten battery life!
12. If the battery leaks and electrolyte leakage enters into the eyes, do not rub, rinse with water immediately and seek immediate medical assistance. If not in time, eyes will be hurt!
13. Ambient temperature will affect the discharge capacity, if the ambient temperature is beyond the standard environment ( $25\pm 5$ ), $^{\circ}\text{C}$  the discharge capacity will drop!